

Exquisite Camping

It's called camping

if you can

stay overnight

Mongolian yurt tent

Exquisite Camping

It's called camping
if you can **stay overnight**

Mongolian yurts tent



CHOOSE YOUR STRENGTHS

Why Choose US

CHOOSE OUR STRENGTHS

Why choose us



Source factory

SOURCE FACTORY



Quality assurance

QUALITY ASSURANCE



After-sale warranty

HONEST BUSINESS



Sufficient stock

SUFFICIENT SPOT



Custom processing

CUSTOM PROCESSING



Fast delivery

FAST DELIVERY

- Source factory
- Quality assurance
- After-sale warranty
- SOURCE FACTORY
- QUALITY ASSURANCE
- HONEST BUSINESS
- Sufficient stock
- Custom processing
- Fast delivery
- SUFFICIENT SPOT

- CUSTOM PROCESSING
- FAST DELIVERY

Ingenious manufacturing● easy travel

6 Reasons To Choose US

◆ Ingenious manufacturing · easy travel ◆

6 reasons to choose us





HIGH DENSITY FABRIC



SUN PROTECTION




ROD UPGRADE



LARGE SPACE



WIND AND RAIN



ANTI-MOSQUITO MESH

◆ Ingenious manufacturing · easy travel ◆

The bottom of the account **can be split**

The Bottom of The Account Can Be Split



The tent and the bottom of the yurt are connected by zipper. After the tent is set up outdoors, open the zipper on the bottom of the tent, and then you can enjoy the outdoor scenery in the tent!

The tent and the bottom of the yurt are connected by zipper. After the tent is set up outdoors, open the zipper on the bottom of the tent, and then you can enjoy the outdoor scenery in the tent!

Good Tent Real Stuff

◆ Ingenious manufacturing · easy travel ◆

Good tent **real stuff**

900D encrypted Oxford cloth (beige)

Waterproof index 5000mm

UPF50+ UV protection

First class anti-mildew treatment

280G cotton (khaki)

Waterproof index 3000mm

Durable and durable, wrinkle-resistant

High-quality fabric

900D encrypted Oxford cloth (beige)

Waterproof index 5000mm

UPF50+ UV protection

First class anti-mildew treatment

280G cotton (khaki)

Waterproof index 3000mm

Durable and durable, wrinkle-resistant
High-quallity fabric

NAME:	Mongolian yurt tent
ACCOUNT MATERIAL:	Cotton/Oxford
BOTTOM MATERIAL:	Ripstop PVC
ACCOUNT DRY (MM):	Main pole: 38mm*1.5mm wall thickness galvanized steel pipe Door pole: 19mm*1.0mm wall thickness galvanized steel pipe
SPECIFICATION:	3m/4m/5m/6m/7m
DIMENSIONS (M):	3*3*2/4*4*2.5/5*5*3/6*6*3.5/7*7*3.5
STORAGE SIZE (CM):	112*25*25/100*29*29 112*32*32/120*36*36/120*39*39
WEIGHT (KG):	20/30/40/50/60
ACCESSORIES:	Wind Rope: 10/12/12/14/16 Floor Mat Nails: 10/12/12/14/16 Wind Rope Nails: 10/12/12/14/16



* Manual measurement of size and weight, a little error.
All are taken in kind, with a little color difference.

NAME:	Mongolian yurt tent
ACCOUNT MATERIAL:	Cotton/Oxford
BOTTOM MATERIAL:	Ripstop PVC
ACCOUNT DRY (MM):	Main pole: 38mm*1.5mm wall thickness galvanized steel pipe Door pole: 19mm* 1.0mm wall thickness

	galvanized steel pip
SPECIFICATION:	3m/4m/5m/6m/7m
DIMENSIONS (M) :	3*3*2/4* 4*2. 5/5*5*3/6*6*3. 5/7*7*3. 5
STORAGE SIZE (CM) :	112**25*25/100*29*2 12*32*32/120*36*36/120*39*399
WEIGHT (KG) :	20/30/40/50/60
ACCESSORIES:	Wind Rope: 10/12/12/14/16 Floor Mat Nails: 10/12/12/14/16 Wind Rope Nails: 10/12/12/14/16

Learn More **Product Analysis**

◆ Ingenious manufacturing · easy travel ◆





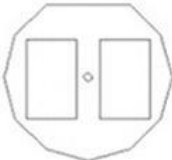

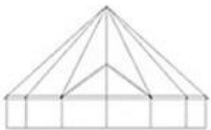
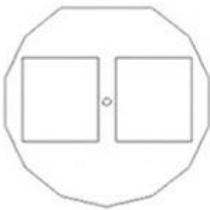
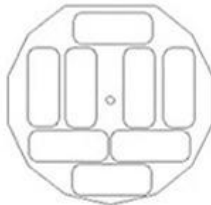
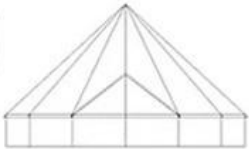
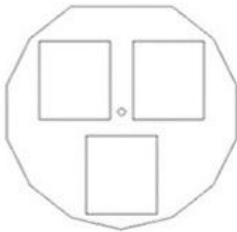
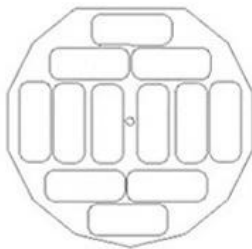
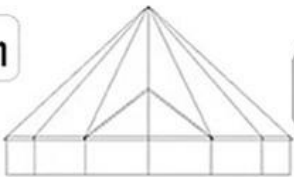
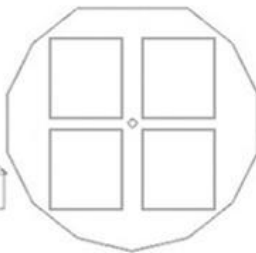
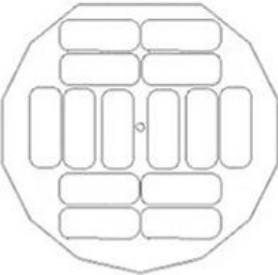
Learn more **product analysis**

Oxford cloth



Cotton



SCHEMATIC DIAGRAM OF TENT ACCOMMODATION	3m	 CAN'T PUT THE BED		 SLEEPING BAG*2 75*190CM
	4m	 SINGLE BED*2 120*190cm		 SLEEPING BAG*5 75*190CM
	5m	 DOUBLE BED*2 180*200CM		 SLEEPING BAG*8 75*190CM
	6m	 DOUBLE BED*3 180*200cm		 SLEEPING BAG*12 75*190CM
	7m	 DOUBLE BED*4 180*200cm		 SLEEPING BAG*14 75*190CM

ACCESSORIES INFORMATION


ACCESSORIES INFORMATION



Main pole and door pole



Wind rope nails



Floor mat nails



Wind rope

Storage bags and tents

◆ Ingenious manufacturing · easy travel ◆

Detail craft

Detail Craft



Large interior space

Spacious and comfortable interior

Iron support rod

Iron Support Rod



Chimney fire cloth

Chimney fire cloth



Smooth zipper

Smooth zipper



Outer curtain buckle



Door & window
breathable mesh

Outer curtain buckle

Door & window breathable mesh

Scenario Shows

◆ Ingenious manufacturing · easy travel ◆

Scenario shows



Don't live up to the night, the moonlight and the evening wind,
Let the time of Mercedes-Benz stop in the tenderness of this room



Go all the way to explore the sun, moon, mountains and sea in nature





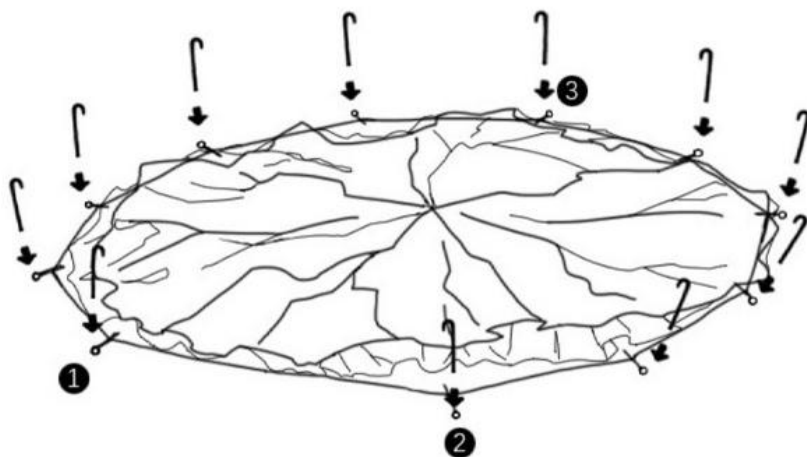
Installation Notes

◆ Ingenious manufacturing · easy travel ◆

Installation notes

STEP1

Lay the tent flat, stretch it all around, and drive into the ground nails



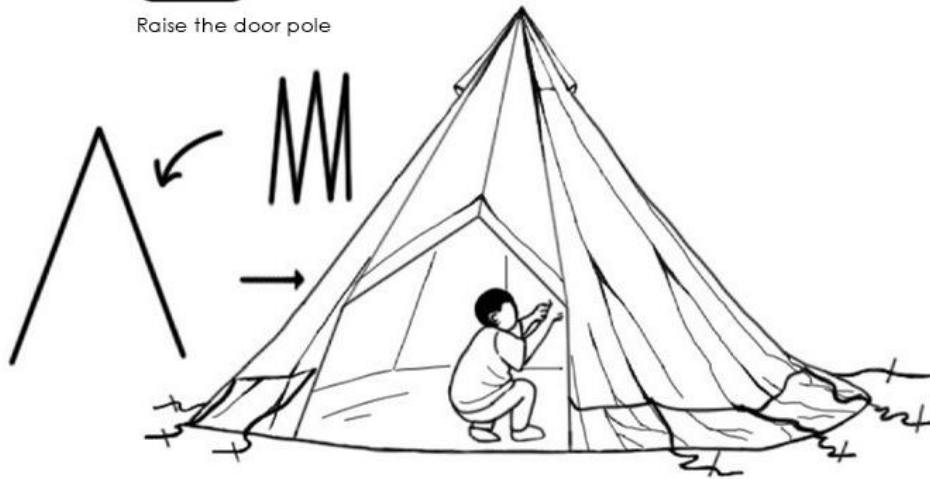
STEP2

Hold up the main pole



STEP3

Raise the door pole

**STEP4**

Tighten the wind rope around
and drive in the wind rope nails

**STEP 1**

Pay the rent flat, stretch it all around, and drive into the ground nails

STEP 2

Hold up the main pole

STEP 3

Raise the door pole

STEP 4

Tighten the wind rope around
and drive in the wind rope nails

Maintenance Instructions

◆ Ingenious manufacturing · easy travel ◆

Maintenance Instructions

STORAGE

Store dry to prevent mildew. If the canvas is stored in a humid environment for a long time, mildew will occur. Please smooth the tent to dry completely after encountering water before storing it.

CARE

If there is slight mildew, please use diluted white vinegar + water 5:1 mixed solution with a soft brush to wipe, and then rinse thoroughly with water. Avoid detergent soaps that contain strong acids or alkalines, as this will affect the waterproofing treatment.

PRECAUTIONS

The canvas can burn, please keep it away from open flames to avoid accidents.

SUPPORT ACCOUNT

The new tent needs to go through the maintenance action to improve the waterproof function. It is recommended to set up the tent correctly and spray the surface of the tent fabric with water before using the spring tent for the first time. Do not spray strongly. Wait for it to dry and store.

PRECAUTIONS

When camping on gravel or dirt ground, please use [Ground Cloth] together to ensure that the tent will not be damaged and prolong the service life of the tent.

CLEAN

Regularly clean the zipper with water to maintain its smoothness: Do not use soap or any chemical cleaner to clean the tent to damage the waterproof layer of the cloth, just clean water and soft hair.

BEFORE STORAGE

Make sure that the tent is completely dry before storing, and carefully unpack and fold it carefully to ensure that the tent is not attached to sand.

STORAGE

Store dry to prevent mildew. If the canvas is stored in a humid environment for a long time, mildew will occur. Please smooth the tent to dry completely after encountering water before storing it.

CARE	<p>If there is slight mildew, please use diluted white vinegar + water 5:1 mixed solution with a soft brush to wipe, and then rinse thoroughly with water.</p> <p>Avoid detergent soaps that contain strong acids or alkalines, as this will affect the waterproofing treatment.</p>
PRECAUTIONS	<p>The canvas can burn, please keep it away from open flames to avoid accidents.</p>
SUPPORT ACCOUNT	<p>The new tent needs to go through the maintenance action to improve the waterproof function. It is recommended to set up the tent correctly and spray the surface of the tent fabric with water before using the spring tent for the first time. Do not spray strongly. Wait for it to dry and store.</p>
PRECAUTIONS	<p>When camping on gravel or dirt ground, please use [Ground Cloth] together to ensure that the tent will not be damaged and prolong the service life of the tent.</p>
CLEAN	<p>Regularly clean the zipper with water to maintain its smoothness: Do not use soap or any chemical cleaner to clean the tent to damage the waterproof layer of the cloth, just clean water and soft hair.</p>
BEFORE STORAGE	<p>Make sure that the tent is completely dry before storing, and carefully unpack and fold it carefully to ensure that the tent is not attached to sand.</p>